

SB-51-00

# FIS GAS SENSOR SB-51-00

## for HYDROGEN SULFIDE (H<sub>2</sub>S) DETECTION

The SB-51 is a tin dioxide semiconductor gas sensor which has a high sensitivity to hydrogen sulfide.

A significant feature of low power consumption design (120 mW) is advantageous for portable devices.

### Structure

Gas sensitive semiconductor material is a mini bead type and a heater coil and electrode wire are embedded in the element. The sensing element is installed in the metal housing which uses double stainless steel mesh (100 mesh) in the path of gas flow. The mesh is an anti-explosion feature (Fig1b).

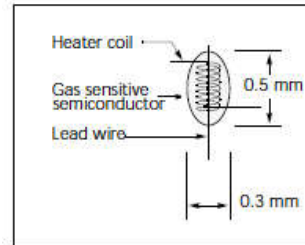


Fig 1a. Sensing element

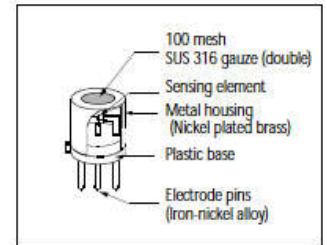


Fig 1b. Configuration

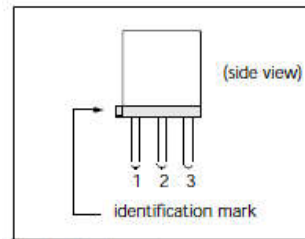


Fig 1c. Pin Layout

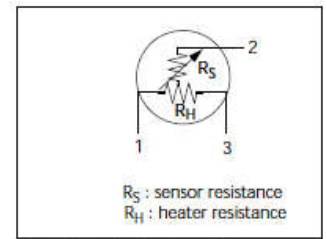


Fig 1d. Equivalent circuit

### Operating conditions

Fig 2 shows the standard operating circuit for this model. The change of the sensor resistance (RS) is obtained as the change of the output voltage across the fixed or variable resistor (RL). In order to obtain the best performance and specified characteristics, the values of the heater voltage (VH) circuit voltage (VC) and load resistance (RL) must be within the range of values given in the standard operating conditions shown in the Specification table on the next page.

### Sensitivity characteristics

Fig 3 shows the sensitivity characteristics curves of the SB-51 (typical data). Sensitivity characteristics of our gas sensors are expressed by the relationship between the sensor resistance and gas concentration. The sensor resistance decreases with an increase of gas concentration based on a logarithmic function.

The sensitivity characteristics of the SB-51 is specified by the following parameters.

- Sensor resistance level: at 60 ppm of H<sub>2</sub>S
- Sensor resistance change ratio: between H<sub>2</sub>S 10ppm and 60 ppm
- Sensitivity of H<sub>2</sub>S: the sensor resistance ratio of between in air and at H<sub>2</sub>S 60ppm

See the specification table on the next page for further details.

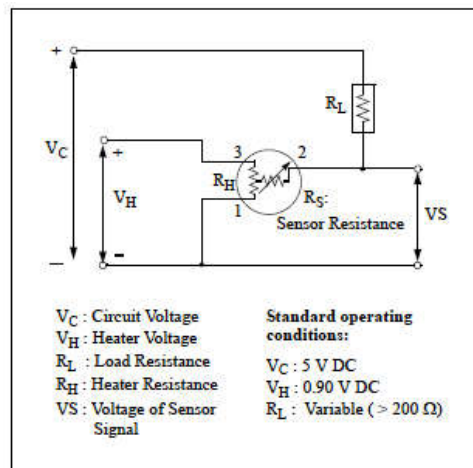


Fig 2. Standard circuit

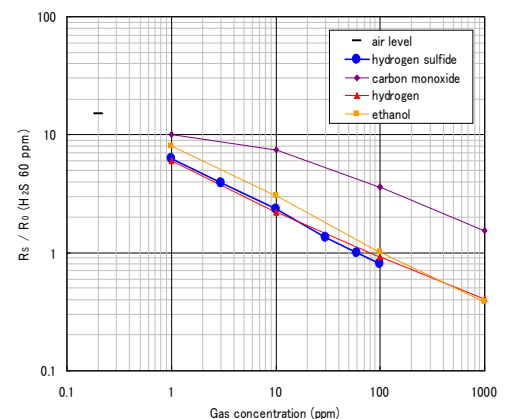


Fig3. Sensitivity characteristics

### SPECIFICATIONS

## Specifications: SB-51-00

### A. Standard Operating conditions

Symbol	Parameter	Specification	Conditions etc.
VH	Heater voltage	0.9 V $\pm$ 0.05 V	AC, DC or pulse
VC	Circuit voltage	Less than 5 V	DC: Pin2 (+) - Pin 1 (-)
RL	Load resistance	Variable (> 200 $\Omega$ )	P <sub>S</sub> < 10 mW
RH	Heater resistance	2.8 $\Omega$ $\pm$ 0.2 $\Omega$	at room temperature
IH	Heater current	130 mA (Typical value)	IH = VH / RH
PH	Heater power consumption	120 mW (Typical value)	PH = VH <sup>2</sup> / RH
PS	Power dissipation of sensing element	Less than 10mW	$P_S = \frac{(V_C - V_{RL})^2}{R}$

### B. Environmental conditions

Symbol	Parameter	Specification	Conditions etc.
T <sub>ao</sub>	Operating temperature	-10 °C to 50 °C	
T <sub>as</sub>	Storage temp	-20 °C to 60 °C	
RH	Relative humidity	Less than 95%RH	
(O <sub>2</sub> )	Oxygen concentration	21% $\pm$ 1% (Standard condition)	Absolute minimum level : more than 18%.
		The sensitivity characteristics are influenced by the variation in oxygen concentration. Please consult us for details.	

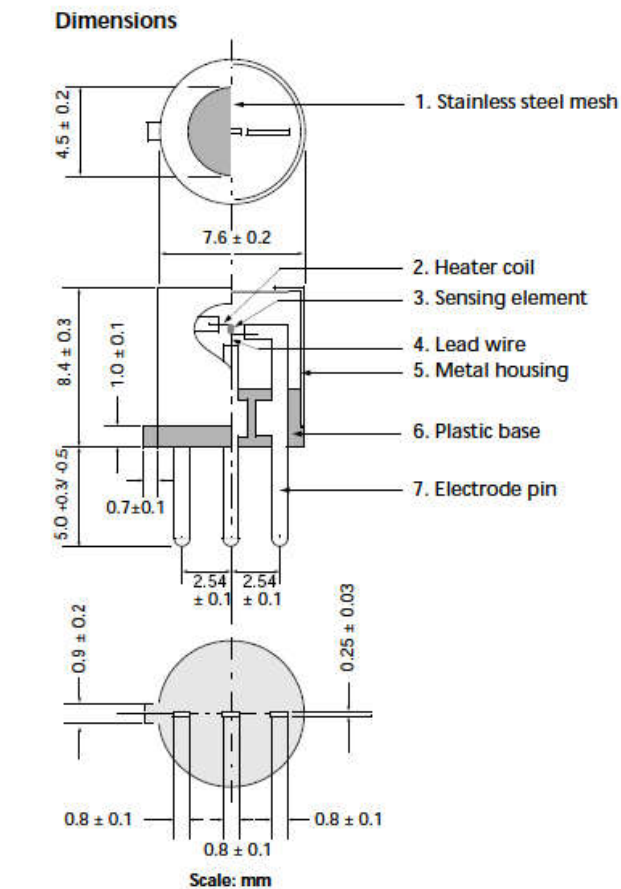
### C. Sensitivity characteristics

Model	SB-51-00		
Symbol	Parameter	Specification	Conditions etc.
R <sub>S</sub>	Sensor resistance	0.2 k $\Omega$ to 6k $\Omega$	at 60 ppm of H <sub>2</sub> S
$\beta$	Ratio of sensor resistance	0.35 to 0.60	$\frac{R_S \text{ at 60ppm of H}_2\text{S}}{R_S \text{ at 10ppm of H}_2\text{S}}$
Gas selectivity		$\geq 4.0$	$\frac{R_S \text{ in air}}{R_S \text{ at 60ppm of H}_2\text{S}}$
Standard Test Conditions: Temp : 20°C $\pm$ 2°C Humidity : 65% $\pm$ 5% (in clean air) Pre-heating time: more than 48 hours			
VC : 5.0 V $\pm$ 1 % VC : 0.9 V $\pm$ 1 % RL : 10 k $\Omega$ $\pm$ 5%			

### D. Mechanical characteristics

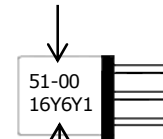
Items	Conditions	Specifications
Vibration	Frequency : 5 - 500 Hz Acceleration : 1.3 G Sweep Time : 40 min.	Should satisfy the specifications shown in the sensitivity characteristics after test.
Drop	Height : 60 cm Number of impacts : 3 times	

Please contact



Weight : 0.6g

Model No.



Production lot

### E. Parts and Materials

No.	Parts	Materials
1	Stainless steel mesh	SUS 316 (100 mesh, double)
2	Heater coil	Platinum
3	Sensing element	Tin dioxide
4	Lead wire	Platinum
5	Metal housing	Nickel plated brass
6	Plastic base	PBT (GF30%)
7	Electrode pin	Iron-nickel alloy

OCTOBER, 2018

Nissha FIS, Inc.  
2-4-28, Tagawa  
Yodogawa, Osaka  
532-0027 Japan

Tel: +81 6-7176-3911  
Fax: +81 6-7176-3912  
<http://www.fisinc.co.jp>

In the interest of continued product improvement, we reserve the right to change design features without prior notice.